



Adopted FY 2011/12  
Budget

## BUDGET IN BRIEF

### Anaheim in Brief

Anaheim is home to over 341,000 residents, 15,000 businesses and is visited annually by more than 20 million guests. With the world renowned Disneyland Resort as the main attraction, mild temperatures and close proximity to beaches, mountains and deserts, it is little wonder that Anaheim is the focus of Southern California.

### From the City Manager

June 14, 2011

I am pleased to transmit the City of Anaheim adopted budget for FY 2011/12. The development of this financial plan has been challenging, requiring not only innovation, but tough decision making as well. The FY 2011/12 General Fund budget is balanced with revenue matching expenses, with \$14.7 million in reserves, representing approximately 6.5% of our General Fund budget. Revenue estimates for the upcoming year have been conservatively constructed, assuming continued modest economic growth. While the General Fund budget is down 10% from the prior year, the overall budget is up by 12%. The increase in our overall budget is due to the planned construction of the picturesque Anaheim Regional Transportation Intermodal Center (ARTIC), whose funding was supplied from the Orange County Transportation Authority. Construction of ARTIC will be in full swing in FY 2011/12, and the project will be completed in 2014.

In order to achieve a balanced General Fund budget, over \$14 million in reductions are programmed to take place. Recognizing that our mission is one of service, we have taken steps to minimize the impact that these reductions will have on the community. I know you will join me in expressing great pride and appreciation for the hard work and commitment of the entire Anaheim team in compiling this recommended budget.

I look forward to working with City Council on their initiatives for the upcoming year. Together we will invest in, as well as modernize public amenities that will inspire civic pride; we will make it easier for our residents to connect with us and one another; and we will continue to provide the top tier services that advance the values of freedom and kindness to Anaheim residents, businesses and visitors alike.

**Thomas J. Wood**  
*City Manager*

To view the entire City budget visit [www.anaheim.net](http://www.anaheim.net) or, if you would like additional information please contact us at:

City of Anaheim Finance Department, Budget Office  
200 S. Anaheim Blvd., Anaheim, CA 92805 714-765-5114

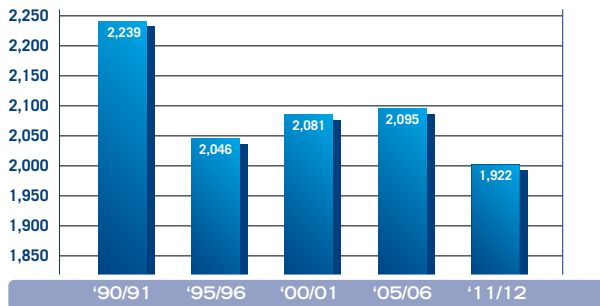
## Functions

The new budget format groups departments by compatible functions for ease of viewing. The categories are:

Keeping Us Safe				
Police	Fire			
Providing the Necessities				
Public Utilities	Public Works			
Ensuring Quality of Life				
Planning	Community Development	Community Services	Convention, Sports and Entertainment	
Administering Efficient Government				
City Council	City Administration	City Attorney	City Clerk	City Treasurer
Supporting Activities				
Finance	Human Resources			

## Authorized Full-Time Personnel

The City continues to provide quality core services even though full-time positions are at their lowest level in more than 20 years, as shown in the chart below.



## Capital Improvement Program (CIP)

Although the City is faced with difficult economic times, capital improvements are an integral part of the FY 2011/12 adopted budget. Through the use of restricted funds, the City is able to continue its capital improvement program. Some of the major projects included in the budget are the ARTIC project, rehabilitation of the Packing house, development of Miraloma Park and Community Center, the Grand Plaza expansion project at the Anaheim Convention Center, and various electric, water, and street improvements.

(in millions)

Providing the Necessities	
Transportation Improvements	\$ 197.9
Electric Systems	32.6
Water Systems	9.4
Wastewater	0.7
<b>Providing the Necessities Total</b>	<b>240.6</b>
Ensuring Quality of Life	
Recreation/Parks	4.8
Downtown Projects/Municipal Facilities	9.7
Commercial Entertainment Venues	20.5
<b>Ensuring Quality of Life Total</b>	<b>35.0</b>
<b>Total CIP</b>	<b>\$ 275.6</b>

## Funds

A fund is a separate accounting entity created to track specific revenue and expense activity. The City of Anaheim utilizes several fund types as described below:

**General Fund:** Serves as the main operating fund of the City and is used to account for all financial resources that are not accounted for in another fund.

**Other General Purpose Funds:** Other specialized funds that are reported with the General Fund in the City's Comprehensive Annual Financial Report (CAFR) and includes the Half Cent Sales Tax for Public Safety, Arena, Police Outside Reimbursements, Economic Development, Mother Colony, Library Donations, M. Roston Memorial, Deposits, and Drainage Assessment Funds.

**Special Revenue Funds:** Used to account for revenue derived from specific taxes or other restricted sources and includes Gas Tax and Roads, Workforce Development, CDBG, Community Services Facilities, Sewer and Storm Drain Construction, Grants, Anaheim Resort Maintenance District, Narcotic Asset Forfeiture, Housing Authority, Anaheim Tourism Improvement District, and Redevelopment Housing Set-Aside funds.

**Debt Service Funds:** Used to account for the accumulation of resources for, and the payment of, general governmental long-term debt principal and interest and includes the General Obligation Bonds, Redevelopment Agency, Municipal Facilities, and Anaheim Resort Improvements funds.

**Capital Projects Funds:** Used to account for resources designated for the acquisition and construction of capital facilities, except those of enterprise and internal services funds, and includes the Developer Impact Projects, Mello-Roos Projects, Redevelopment Agency, Transportation Improvement Projects, and Other Capital Improvements funds.

**Enterprise Funds:** Used to account for the operations and financing of self-supporting activities that render services on a user charge basis and includes the Water Utility, Electric Utility, Sanitation Utility, Golf Courses, and Convention, Sports and Entertainment Venues funds.

**Internal Service Funds:** Used to account for the financing of centralized services to different funds and departments of the City on a cost reimbursement basis and includes General Benefits and Insurance, Motorized Equipment, Information and Communication Services, and Municipal Facilities Maintenance Funds.

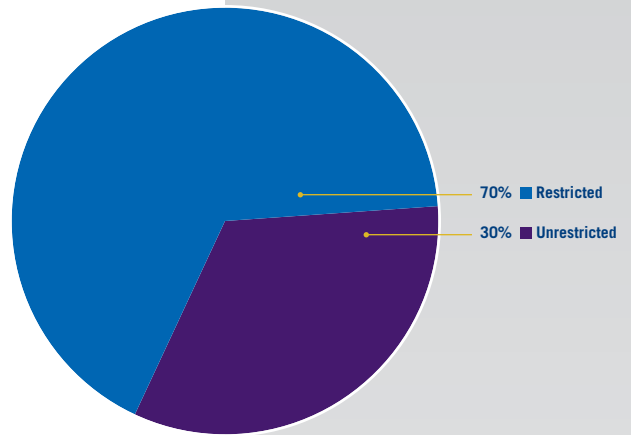
**Fiduciary Funds:** Used to report assets held in a trustee or agency capacity for others and includes the Metro Cities and Mello-Roos Agency funds.

## Funding Sources

The City of Anaheim budget is comprised of many different sources of funding. Some of these sources, like local taxes, may be used for any purpose and are therefore unrestricted. Others, such as utility fees and federal and state grants, can only be used for specified purposes and are classified as restricted.

**Citywide Resources**  
(in millions)

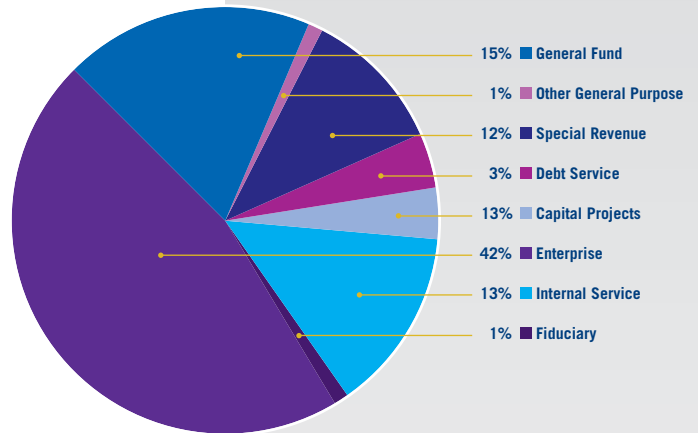
Resources	FY 2009/10 Actual	FY 2010/11 Adopted	FY 2011/12 Adopted
Restricted	\$ 830.5	\$ 866.2	\$ 1,033.2
Unrestricted	426.7	435.8	428.4
<b>Total</b>	<b>\$ 1,257.2</b>	<b>\$ 1,302.0</b>	<b>\$ 1,461.6</b>



## FY 2011/12 Adopted Budget

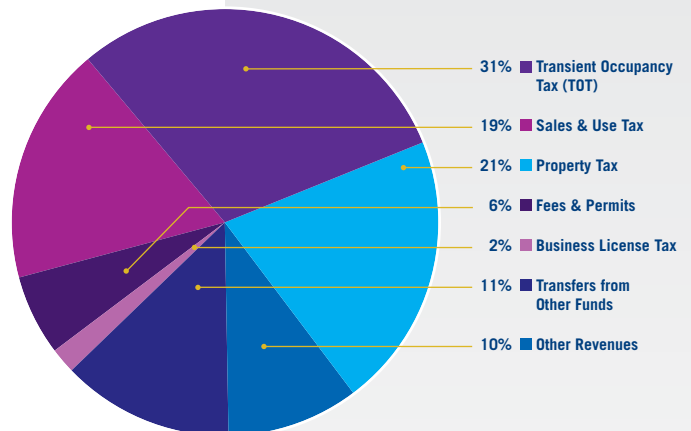
**Citywide Budget**  
(in millions)

Fund Type	FY 2009/10 Actual	FY 2010/11 Adopted	FY 2011/12 Adopted
General Fund	\$ 246.5	\$ 252.2	\$ 226.1
Other General Purpose	9.3	9.3	10.5
Special Revenue	144.5	138.0	178.8
Debt Service	59.1	49.0	49.8
Capital Projects	41.1	57.7	187.6
Enterprise	575.0	604.6	609.6
Internal Service	175.0	183.2	189.8
Fiduciary	6.7	8.0	9.4
<b>Citywide Total</b>	<b>\$ 1,257.2</b>	<b>\$ 1,302.0</b>	<b>\$ 1,461.6</b>



**General Fund Revenues by Category**  
(in millions)

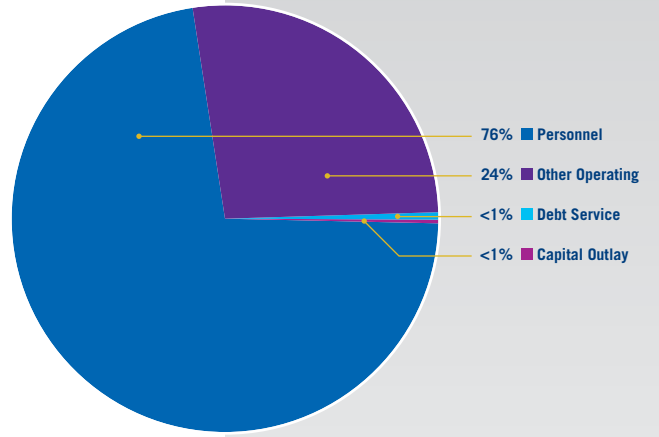
Category	FY 2009/10 Actual	FY 2010/11 Adopted	FY 2011/12 Adopted
TOT	\$ 77.1	\$ 81.2	\$ 84.5
Sales	48.2	50.8	52.5
Property	59.0	58.5	59.0
Fees/Permits	15.9	16.7	16.8
Business License	5.4	5.4	5.3
Transfers In	34.8	35.9	29.7
Other	27.8	27.4	25.9
<b>Total Revenues</b>	<b>268.2</b>	<b>275.9</b>	<b>273.7</b>
Transfers Out	(40.2)	(42.4)	(47.4)
<b>Net Revenues</b>	<b>\$ 228.0</b>	<b>\$ 233.5</b>	<b>\$ 226.3</b>



# FY 2011/12 Adopted Budget - continued

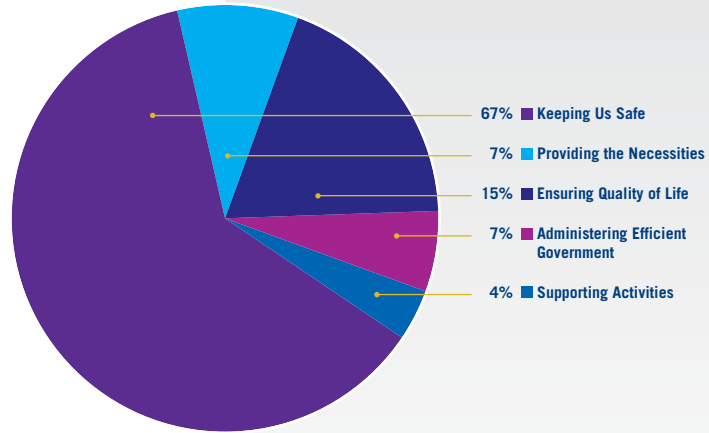
General Fund Expenditures by Category  
(in millions)

Category	FY 2009/10 Actual	FY 2010/11 Adopted	FY 2011/12 Adopted
Personnel	\$ 184.6	\$ 184.3	\$ 171.9
Other Operating	59.9	67.1	53.4
Debt Service	1.2	0.6	0.6
Capital Outlay	0.8	0.2	0.2
<b>Total Expenditures</b>	<b>\$ 246.5</b>	<b>\$ 252.2</b>	<b>\$ 226.1</b>



General Fund Expenditures by Function  
(in millions)

Category	FY 2009/10 Actual	FY 2010/11 Adopted	FY 2011/12 Adopted
Keeping Us Safe	\$ 158.6	\$ 156.7	\$ 152.1
Providing the Necessities	19.3	24.1	15.7
Ensuring Quality of Life	45.2	46.4	34.2
Administering Efficient Government	14.6	16.0	15.2
Supporting Activities	8.8	9.0	8.9
<b>Total Expenditures</b>	<b>\$ 246.5</b>	<b>\$ 252.2</b>	<b>\$ 226.1</b>



City of Anaheim Finance Department  
Budget Division  
200 S. Anaheim Blvd  
Anaheim, CA 92805

