



Adopted FY 2012/13
Budget

BUDGET IN BRIEF

Anaheim in Brief

Anaheim is home to over 343,000 residents, 15,000 businesses and is visited annually by more than 20 million guests. With the world renowned Disneyland Resort as the main attraction, mild temperatures and close proximity to beaches, mountains and deserts, it is little wonder that Anaheim is the focus of Southern California.

From the City Manager

June 19, 2012

The adopted FY 2012/13 budget is a testament to the hard work and dedication of City staff to position the City of Anaheim to better fulfill its mission of delivering outstanding municipal services that are responsive to our entire community. The total City budget including all funds is \$1.5 billion. It reflects the City's steadfast dedication to maintaining core services such as public safety, transportation, and open spaces while investing in our parks, libraries, and neighborhoods to increase the sustainability and livability of our community. Fund balances remain healthy and adequate to address the City's capital project needs including improvements to the City's parks, municipal facilities, water and electric infrastructures, and construction of transportation improvement projects designed to enhance the Anaheim experience for our residents, businesses, and visitors.

Although faced with difficult choices last year, the City of Anaheim is positioned well for the future. This past year, we saw significant growth in the City transient occupancy and sales and use taxes, which is a reflection of the health of the broader economy and provides further confirmation that Anaheim remains a destination city. The growth of these major revenues has allowed for the preservation of current services levels despite losses in external funding sources and created a modest surplus of \$2.5 million in the General Fund. At City Council's direction, approximately \$1.5 million in surplus funds will be used for ongoing enhancements to public safety and emergency response services, in addition to expanding volunteer opportunities and providing seamless customer service through a new Planning Concierge program. The adopted FY 2012/13 budget also provides \$840,000 in one-time funding for public safety projects and upgrades and refurbishments of community facilities. Mindful of future obligations in the City's five-year plan, these service enhancements benefit our entire community and are consistent with the long-term integrity and structural balance of the General Fund.

As we continue to work together in service to our residents, the next chapter in our storied history will be written in the best traditions of Anaheim: innovation, ingenuity, and opportunity. Through this framework, the FY 2012/13 budget represents a clear and consistent focus on addressing community needs, fostering neighborhood connections and governing for results that strengthen communities. On behalf of all my City friends and colleagues, I am proud to present to you the City of Anaheim's adopted FY 2012/13 budget.

Bob Wingenroth
City Manager

To view the entire City budget visit www.anaheim.net or, if you would like additional information please contact us at:

City of Anaheim Finance Department, Budget Office
200 S. Anaheim Blvd., Anaheim, CA 92805 714-765-5114

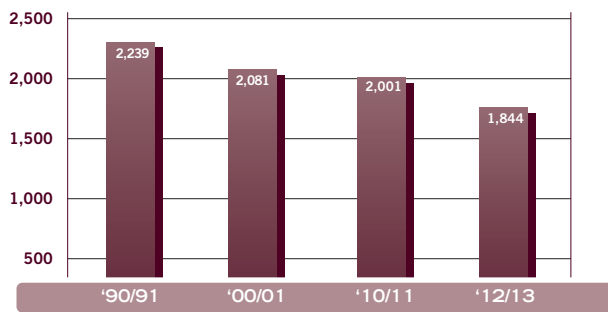
Functions

The budget format groups departments by compatible functions for ease of viewing. The categories are:

Keeping Us Safe				
Police	Fire			
Providing the Necessities				
Public Utilities	Public Works			
Ensuring Quality of Life				
Planning	Community Development	Community Services	Convention, Sports and Entertainment	
Administering Efficient Government				
City Council	City Administration	City Attorney	City Clerk	City Treasurer
Supporting Activities				
Finance	Human Resources			

Authorized Full-Time Personnel

The City continues to provide quality core services even though full-time positions are at their lowest level in more than 20 years, as shown in the chart below. Since FY 2008/09, 327 positions have been eliminated.



Capital Improvement Program (CIP)

Capital investments involve major City projects that normally have long and useful lives. The total CIP for FY 2012/13 is \$268.5 million. There are no projects proposed for the General Fund; projects are supported by funding sources that are primarily restricted. The City's largest capital improvement project in FY 2012/13 is the Anaheim Regional Transportation Center (ARTIC) which will begin construction in FY 2012/13 and is scheduled to open in late 2014.

CIP
FY 2012/13 Adopted Budget
(in millions)

Providing the Necessities	
Transportation Improvements	\$ 169.7
Electric Systems	28.3
Water Systems	11.6
Utilities Technology & Investment	5.9
Wastewater	20.9
Providing the Necessities Total	236.4
Ensuring Quality of Life	
Recreation/Parks	7.3
Downtown Projects/Municipal Facilities	11.9
Commercial Entertainment Venues	12.9
Ensuring Quality of Life Total	32.1
Total CIP	\$ 268.5

Funds

A fund is a separate accounting entity created to track specific revenue and expense activity. The City of Anaheim utilizes several fund types as described below:

General Fund: Serves as the main operating fund of the City and is used to account for all financial resources except those that are not accounted for in another fund.

Other General Purpose Funds: Other specialized funds that are reported with the General Fund in the City's Comprehensive Annual Financial Report (CAFR) and includes the Half Cent Sales Tax for Public Safety, Arena, Police Outside Reimbursements, Economic Development, Mother Colony, Library Donations, M. Roston Memorial, and Deposits funds.

Special Revenue Funds: Used to account for revenue derived from specific taxes or other restricted sources and includes Gas Tax and Roads, Workforce Development, CDBG, Community Services Facilities, Sewer and Storm Drain Construction, Grants, Anaheim Resort Maintenance District, Anaheim Tourism Improvement District, Narcotic Asset Forfeiture, Housing Authority and Redevelopment Housing Set-Aside/Successor Agency funds.

Debt Service Funds: Used to account for the accumulation of resources for, and the payment of, general governmental long-term debt principal and interest and includes the General Obligation Bonds, Redevelopment/Successor Agency, Municipal Facilities, and Anaheim Resort Improvements funds.

Capital Projects Funds: Used to account for resources designated for the acquisition and construction of capital facilities, except those of enterprise and internal services funds, and includes the Developer Impact Projects, Mello-Roos Projects, Redevelopment/Successor Agency, Transportation Improvement Projects, and Other Capital Improvements funds.

Enterprise Funds: Used to account for the operations and financing of self-supporting activities that render services on a user charge basis and includes the Water Utility, Electric Utility, Sanitation Utility, Golf Courses, and Convention, Sports and Entertainment Venues funds.

Internal Service Funds: Used to account for the financing of centralized services to different funds and departments of the City on a cost reimbursement basis and includes General Benefits and Insurance, Motorized Equipment, Information and Communication Services, and Municipal Facilities Maintenance funds.

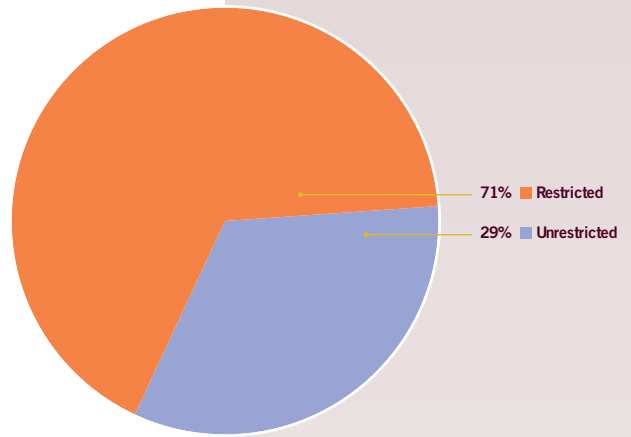
Fiduciary Funds: Used to report assets held in a trustee or agency capacity for others and includes the Metro Cities and Mello-Roos Agency funds.

Funding Sources

The City of Anaheim budget is comprised of many different sources of funding. Some of these sources, like local taxes, may be used for any purpose and are therefore unrestricted. Others, such as utility fees and federal and state grants, can only be used for specified purposes and are classified as restricted.

Citywide Resources
(in millions)

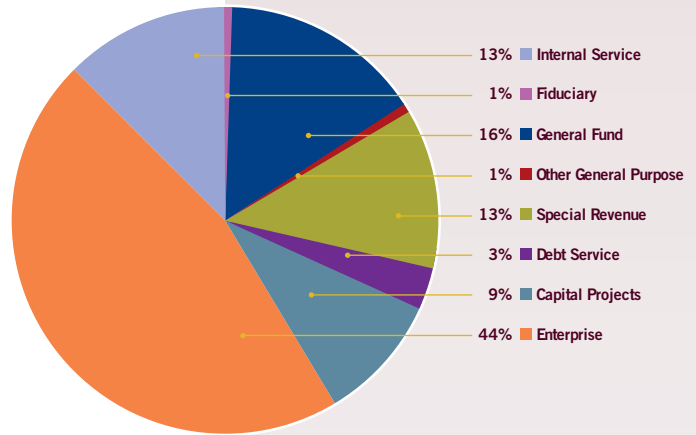
Resources	FY 2010/11 Actual	FY 2011/12 Adopted	FY 2012/13 Adopted
Restricted	\$ 864.8	\$ 1,033.2	\$ 1,051.5
Unrestricted	416.2	428.4	437.0
Total	\$ 1,281.0	\$ 1,461.6	\$ 1,488.5



FY 2012/13 Adopted Budget

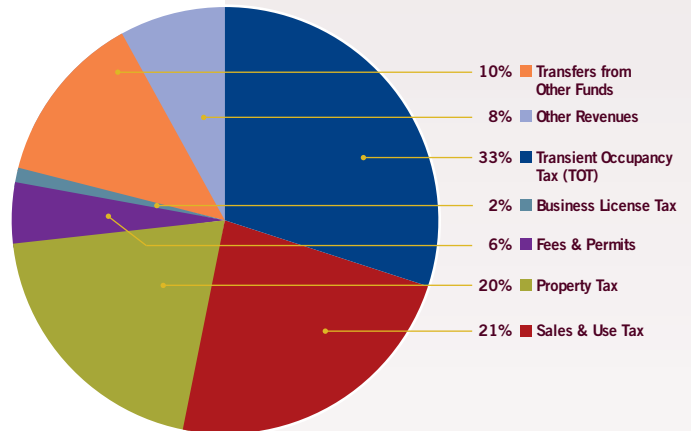
Citywide Budget
(in millions)

Fund Type	FY 2010/11 Actual	FY 2011/12 Adopted	FY 2012/13 Adopted
General Fund	\$ 231.4	\$ 226.1	\$ 237.0
Other General Purpose	9.6	10.5	10.1
Special Revenue	152.2	178.8	198.8
Debt Service	50.0	49.8	45.9
Capital Projects	63.2	187.6	138.2
Enterprise	592.7	609.5	661.2
Internal Service	173.0	189.8	187.6
Fiduciary	8.9	9.5	9.7
Citywide Total	\$ 1,281.0	\$ 1,461.6	\$ 1,488.5



General Fund Revenues by Category
(in millions)

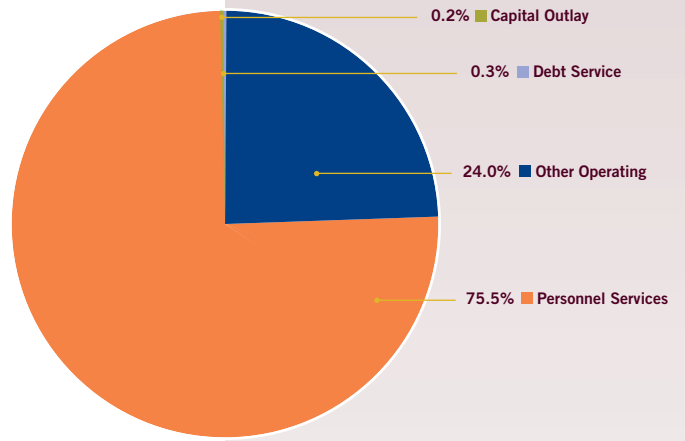
Category	FY 2010/11 Actual	FY 2011/12 Adopted	FY 2012/13 Adopted
TOT	\$ 82.6	\$ 84.5	\$ 96.0
Sales	55.0	52.5	62.4
Property	58.4	59.0	57.7
Fees/Permits	15.4	16.5	16.5
Business License	5.5	5.2	5.6
Transfers In	28.1	29.7	30.1
Other	31.9	26.2	24.4
Total Revenues	276.9	273.6	292.7
Transfers Out	(50.9)	(47.4)	(55.5)
Net Revenues	\$ 226.0	\$ 226.2	\$ 237.2



FY 2012/13 Adopted Budget - continued

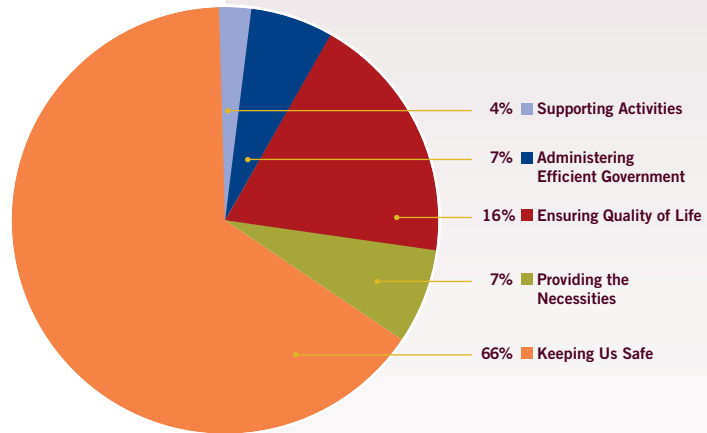
General Fund Expenditures by Category
(in millions)

Category	FY 2010/11 Actual	FY 2011/12 Adopted	FY 2012/13 Adopted
Personnel	\$ 176.5	\$ 171.9	\$ 179.0
Other Operating	53.8	53.4	56.9
Debt Service	0.6	0.6	0.6
Capital Outlay	0.5	0.2	0.5
Total Expenditures	\$ 231.4	\$ 226.1	\$ 237.0




General Fund Expenditures by Function
(in millions)

Category	FY 2010/11 Actual	FY 2011/12 Adopted	FY 2012/13 Adopted
Keeping Us Safe	\$ 154.2	\$ 152.1	\$ 157.0
Providing the Necessities	14.9	15.7	16.6
Ensuring Quality of Life	38.3	34.3	38.4
Administering Efficient Government	15.1	15.2	16.1
Supporting Activities	8.9	8.8	8.9
Total Expenditures	\$ 231.4	\$ 226.1	\$ 237.0



To view the entire City budget visit:
<http://www.anaheim.net/article.asp?id=467>



City of Anaheim Finance Department
Budget Office
200 S. Anaheim Blvd
Anaheim, CA 92805