






Tiny Tots Academy

Sample Curriculum

Classroom Skills	Tiny Tot Skills
<p>Letter of the Week</p> <p>Complete the letter of the week worksheet. Remember to occasionally switch between markers, crayons, and pencils.</p> 	<p>Dramatic Play</p>  <p>Bring out the kitchen set and all your food toys.</p> <p>Directive AND Non-Directive Play Time</p> <p>Directive: Tell the kids that they are in a kitchen and need to help make lunch for the teachers.</p>
<p>Do You Know Your Shapes?</p> <p>Materials: Crayons</p> <p>Talk through the different shapes on the worksheet. Complete the worksheet!</p> 	<p>Non-Directive: Once you give those instructions, give the kids free reign. Only intervene if you notice a safety issue! Staff should sit at the table and wait for their food to come.</p> <p>Feel free to say things like “Wow, I’m getting hungry...!” to remind the kids of the instructions, BUT as a reminder, the kids do NOT need to stick to the original instructions—let their imagination guide them as they socialize with one another.</p>
<p>Songs:</p> <p>Months of the Year, Days of the Week, Alphabet, Numbers, Shapes, Colors, Weather Watcher</p>	<p>Keep this center between 10-20 minutes ONLY.</p>

The Tiny Tots curriculum is designed to introduce foundational classroom skills while also focusing on the strengthening of Tiny Tot skills through play, socialization, problem-solving, and peer relationships.

Interested in learning more? Call 714-765-4980.